

DUNE

FR30203BNG

MEDIUM SEMI-FLUSH MOUNT

Dune's bohemian chic design showcases strands of soft white sea glass combined with a Burnished Gold finish. The designs blend a sophisticated silhouette with organic elements inspired by sun and surf. Dune infuses any space with a timeless, mesmerizing elegance.






DETAILS	
FINISH:	Burnished Gold
MATERIAL:	Steel
GLASS:	Soft White Sea Glass
DIMMABLE:	YES - WITH DIMMABLE LAMP (NOT INCLUDED)

DIMENSIONS	
WIDTH:	16"
HEIGHT:	14"
WEIGHT:	16lb

LIGHT SOURCE	
LIGHT SOURCE:	Socketed
WATTAGE:	4-5w Cand. LED, 60w Equiv.
VOLTAGE:	120v

MOUNTING	
CANOPY:	6.5" Dia.

SHIPPING	
CARTON LENGTH:	27
CARTON WIDTH:	18
CARTON HEIGHT:	27
CARTON WEIGHT:	50.6



PRODUCT DETAILS:

- Suitable for use in dry (indoor) locations as defined by NEC and CEC. Meets United States UL Underwriters Laboratories & CSA Canadian Standards Association Product Safety Standards.
- Classic, elegant lines and timeless details enhance a traditional space
- Luxurious gold finish with opulent sheen