

DUNE

FR30203BNG

MEDIUM SEMI-FLUSH MOUNT

Dune's bohemian chic design showcases strands of soft white sea glass combined with a Burnished Gold finish. The designs blend a sophisticated silhouette with organic elements inspired by sun and surf. Dune infuses any space with a timeless, mesmerizing elegance.





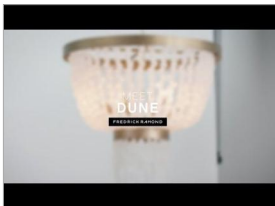
| DETAILS | |
|-----------|----------------------|
| FINISH: | Burnished Gold |
| MATERIAL: | Steel |
| GLASS: | Soft White Sea Glass |
| DIMMABLE: | No |

| DIMENSIONS | |
|------------|------|
| WIDTH: | 16" |
| HEIGHT: | 14" |
| WEIGHT: | 16lb |

| LIGHT SOURCE | |
|---------------|----------------------------|
| LIGHT SOURCE: | Socketed |
| WATTAGE: | 4-5w Cand. LED, 60w Equiv. |
| VOLTAGE: | 120v |

| MOUNTING | |
|----------|-----------|
| CANOPY: | 6.5" Dia. |

| SHIPPING | |
|----------------|------|
| CARTON LENGTH: | 27 |
| CARTON WIDTH: | 18 |
| CARTON HEIGHT: | 27 |
| CARTON WEIGHT: | 50.6 |



PRODUCT DETAILS:

- Suitable for use in dry (indoor) locations as defined by NEC and CEC. Meets United States UL Underwriters Laboratories & CSA Canadian Standards Association Product Safety Standards.
- Classic, elegant lines and timeless details enhance a traditional space
- Luxurious gold finish with opulent sheen